

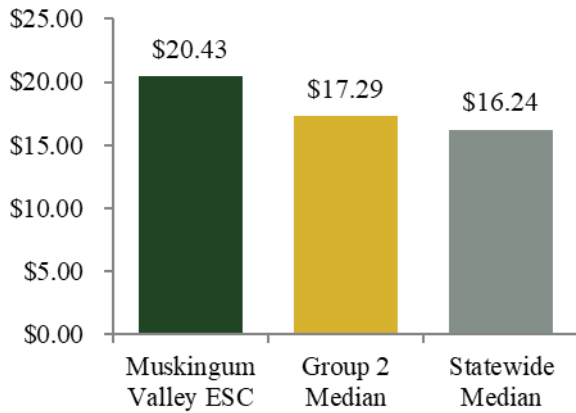
Muskingum Valley ESC Profile

Operating Revenue:
\$22,874,439

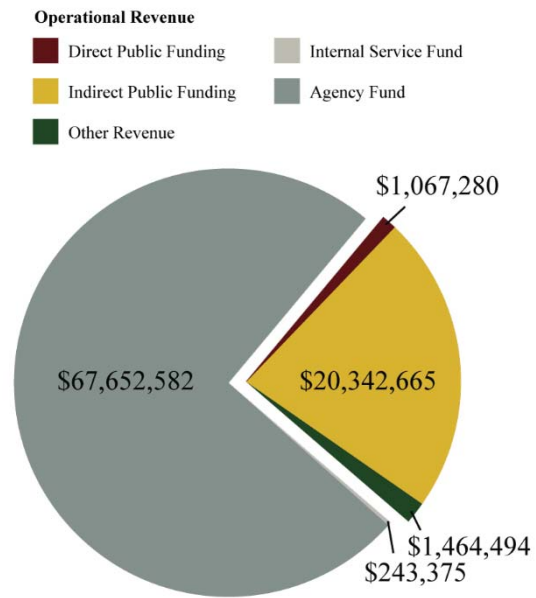
Expenditures:
\$22,744,097

FTEs:
337.50

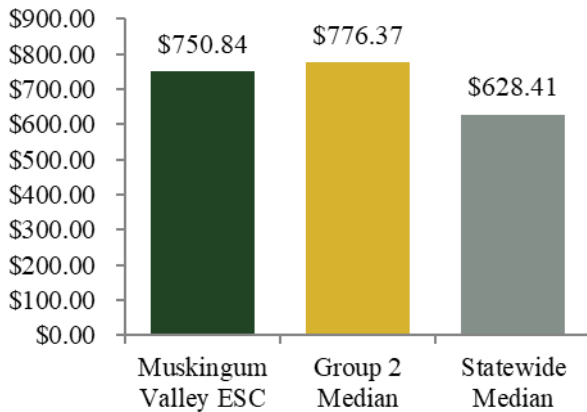
Revenue Generation Ratio



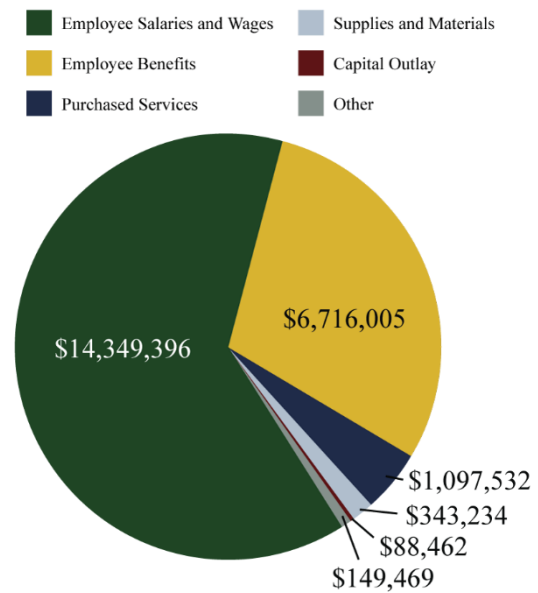
Total Revenue by Source



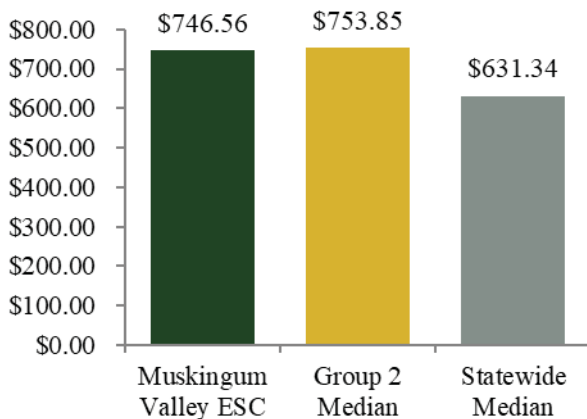
Operating Revenue per Student



Expenditures by Object



Expenditures per Student



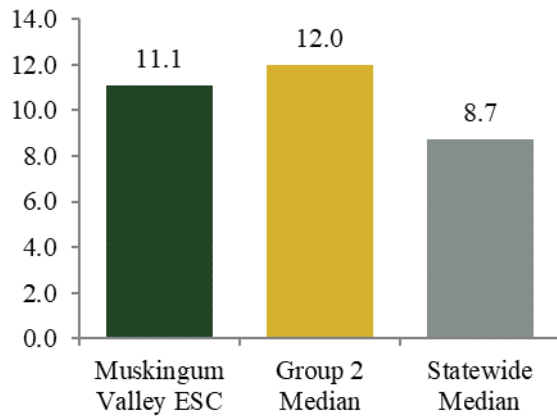
Muskingum Valley ESC Profile

Operating Revenue:
\$22,874,439

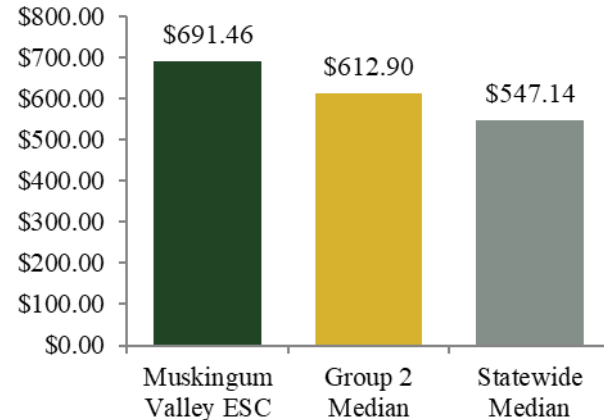
Expenditures:
\$22,744,097

FTEs:
337.50

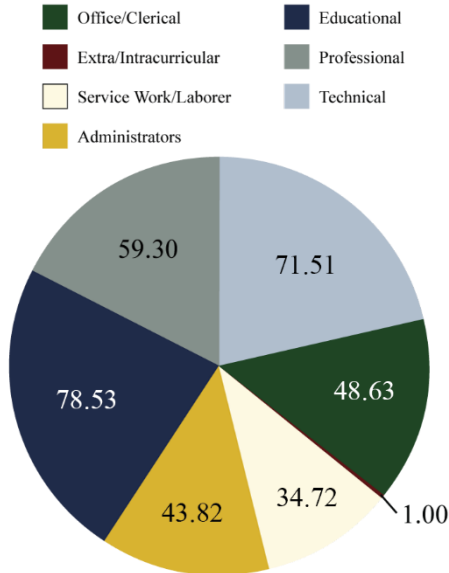
FTEs per 1,000 Students



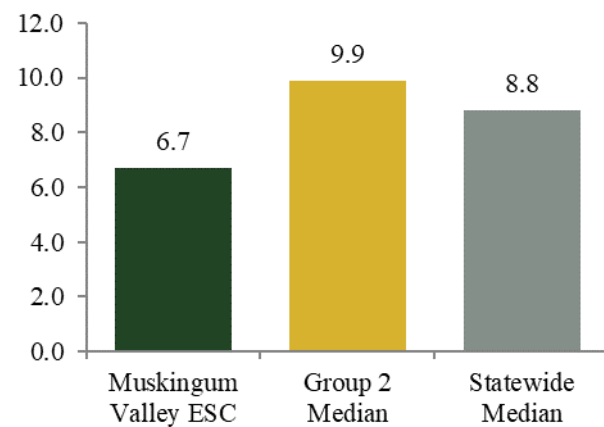
Personnel Cost per Student



FTEs by Category



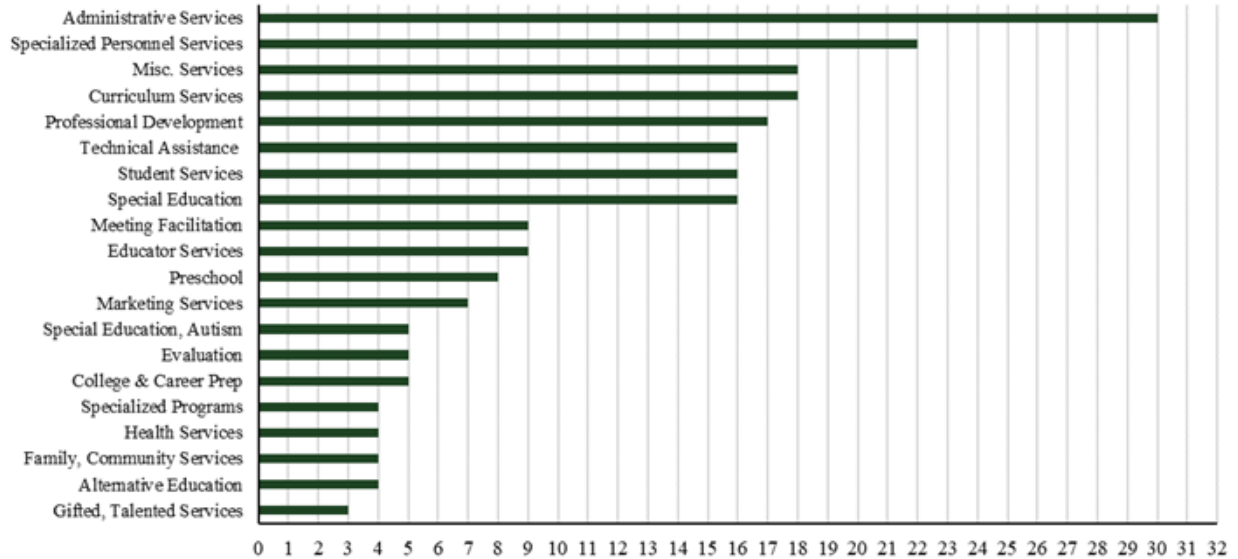
Non-administrative Staff per Administrator



Muskingum Valley ESC Profile

| | | |
|---|--------------------------------------|------------------------|
| Operating Revenue: \$22,874,439 | Expenditures: \$22,744,097 | FTEs: 337.50 |
|---|--------------------------------------|------------------------|

Services Offered by Category



Member District Data

| Member District Name | Student Enrollment | District Type |
|----------------------|--------------------|---------------|
| Coshocton CSD | 1,477 | 4 |
| Crooksville EVSD | 1,101 | 1 |
| East Muskingum LSD | 2,061 | 3 |
| Franklin LSD | 1,907 | 1 |
| Logan-Hocking LSD | 3,786 | 1 |
| Maysville LSD | 2,322 | 4 |
| Morgan LSD | 1,903 | 1 |
| New Lexington CSD | 1,763 | 1 |
| Newcomerstown EVSD | 966 | 1 |
| Northern LSD | 2,210 | 2 |
| Ridgewood LSD | 1,257 | 1 |
| River View LSD | 2,003 | 1 |
| Tri-Valley LSD | 3,027 | 1 |
| West Muskingum LSD | 1,458 | 3 |
| Zanesville CSD | 3,224 | 7 |